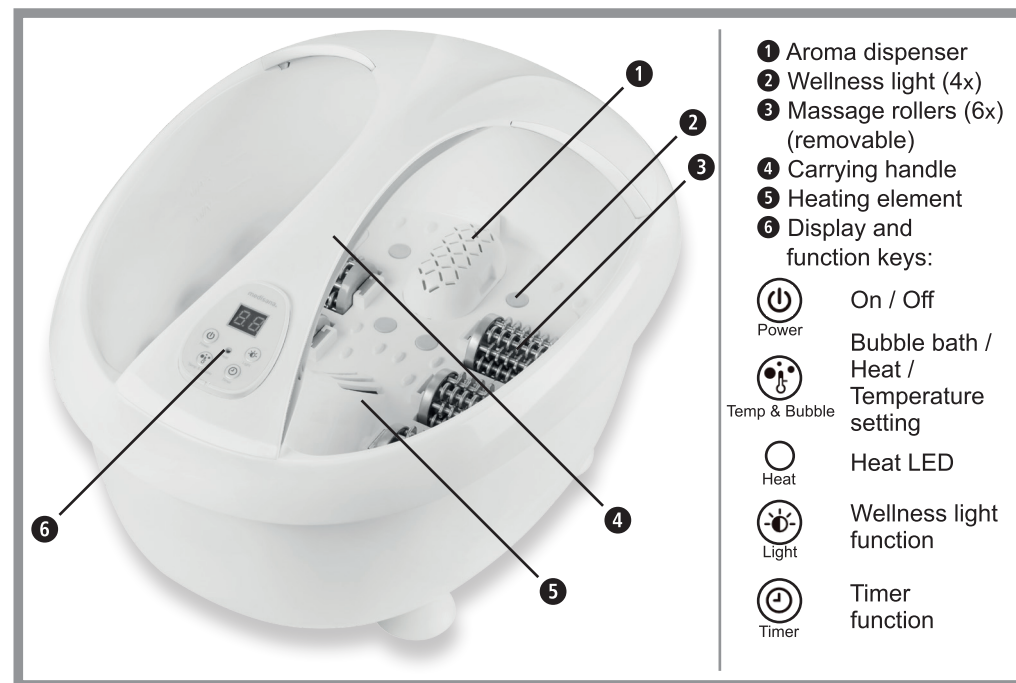



medisana®



GB Instruction manual Premium Foot Spa FS 888

 Read the instruction manual carefully before using this device, especially the safety instructions, and keep the instruction manual for future use. Should you give this device to another person, it is vital that you also pass on these instructions for use. Non-observance of these instructions can result in serious injury or damage to the device.

Explanation of symbols



WARNING

These warning notes must be observed to prevent any injury to the user.



CAUTION

These notes must be observed to prevent any damage to the device.



NOTE

These notes give you useful additional information on the installation and operation.



Only use the unit in enclosed spaces!



Protection category II

LOT

LOT number



Manufacturer

Scope of delivery and packaging

Please check first of all that the device is complete and is not damaged in any way. If in doubt, do not use it. Send it to a service point.

The following parts are included:

- 1 medisana Premium Foot Spa FS 888
- 1 Instruction manual



The packaging can be reused or recycled. Please dispose properly of any packaging material no longer required. If you notice any transport damage during unpacking, please contact your dealer without delay.



WARNING - Please ensure that the packing is kept away from the reach of children!
Risk of suffocation!

Safety Instructions



Power supply

- Before connecting the device to the power supply, please ensure that the supply voltage stated on the rating plate is compatible with your mains supply.
- Only connect the mains plug to the wall socket when the device is switched off.
- If the power cable is damaged, it must be replaced by the manufacturer, its service agent or similarly qualified persons in order to avoid a hazard.
- Do not touch the mains plug when you are standing in water and always take hold of the plug with dry hands.
- Do not take hold of a device if it falls into water. Unplug the mains cable immediately.
- Keep the device and its power cable away from hot surfaces.
- Avoid the contact of the device with pointed or sharp items.
- Never carry, pull or turn the device by the electricity cable and do not squeeze the cable.
- Position the mains cable so as to avoid the danger of falling.
- Switch off all functions after use and remove the plug from the mains supply.

For special people

- This appliance can be used by children aged from 8 years and above and persons with reduced physical, sensory or mental capabilities or lack of experience and knowledge if they have been given supervision or instruction concerning use of the appliance in a safe way and understand the hazards involved.
- Children shall not play with the appliance.
- Children below the age of 3 years are not allowed to use this device, because they are not able to react on overheating.
- The device must not be used by young children over the age of 3 years, unless the function button has been adjusted accordingly by its parents or legal guardians or unless the child has been well instructed how to use the device properly.
- Should you experience medical complaints during use talk to your doctor. Should this be the case, stop using the device immediately.
- If you have medical problems with your feet, vein diseases or diabetes, talk to your doctor before using the device. Should you have inexplicable pain or swellings in your legs or feet or have injured a muscle, please consult your doctor before use.
- We advise consultation with your doctor if you are pregnant.
- Stop a massage if you experience pain during the application or swellings crop up after use.
- The appliance has a heated surface. Persons insensitive to heat must be careful when using the appliance.

Operating the device

- Only use the device for its intended use as described in the instruction manual. If misused, all guarantee rights shall become null and void.
- The device is not determined for commercial use, but only for domestic use.
- Do not use the device outdoors or in damp rooms.
- Make sure that you use your foot spa on a safe and even surface that is not sensitive to moisture.
- Only use the device with water and not with other liquids.
- Always fill the unit between the minimum fill level („MIN“) and the maximum fill level („MAX“).
- Do not stand in the device as it is not designed to take the burden of full body weight.
- Never cover the device during operation and do not use it under blankets or cushions.
- If water leaks from the appliance, the appliance should no longer be used.

Maintenance and cleaning

- In case of a malfunction, do not try to repair the device yourself. Not only does the warranty expire, but serious danger can result (fire, electric shock, injuries). Only authorised service offices should carry out a repair.
- Cleaning and user maintenance shall not be made by children without supervision.
- Do not immerse the device in water or other fluids.
- If, nonetheless, liquid should penetrate the device, unplug the mains cable immediately.




Application

Make sure that the device is NOT connected to the power and fill it with warm or cold water up to the marked filling line on the inside. The **medisana FS 888** can be filled with up to 6 litres of water. Place the device on a level, moisture-insensitive surface so that it cannot tip over. Insert the mains plug into a socket. After a power connection has been established, „OF“ appears on the display. Now sit comfortably in front of the unit and set the desired function. If there is no action for approx. 5 minutes, the unit switches off automatically.

The aroma dispenser


With the help of the aroma dispenser, you can easily add non-foaming bath additives such as herbal or flower baths to the application. Fill them in accordingly. We recommend that you clean the entire appliance, including the aroma dispenser, after each use, see section „Cleaning and care“.

Switching on / Wellness light


Press the On/Off button  to switch on the unit. The wellness light  starts to light up. Press the wellness light button  to fix the light colour that is currently lit up. When you press it again, the set light colour changes. Pressing and holding the button switches the wellness light function off.

Bubble bath / Heat / Temperature setting

Use the settings button  to change the operating mode of the unit. The possible modes are:

a) Heat and bubble bath b) only bubble bath c) only heat d) off
Press the button correspondingly often until the desired mode is active. When the heat function is activated, the heat LED on the display  lights up and the set temperature appears on the display. Press and hold the button for approx. 2 seconds to be able to make a temperature setting. The default temperature is set to 41°C at the factory. While the display is flashing, you can change it in 2°C-steps by briefly pressing the button (41-43-45-35-37-39-41-43... etc.). Press and hold the button again to accept the newly set temperature. When the temperature is reached, the heat LED switches off. The appliance heats the water to the maximum set temperature. From then on, the temperature is maintained - if the temperature drops, the heating and the heat LED switch on again.

Timer

The running time of the unit is set to 30 minutes by default. If no further setting is made, the unit switches off automatically after this time. With the timer button  you can change the running time in 10-minute steps (30-40-50-60-10-20-30-40... etc.).


The massage rollers

Use the massage rollers on the bottom of the foot spa to specifically enhance the massage effect on the feet.

Cleaning and care

Before cleaning the device, make sure that it is turned off and the mains plug is removed from the socket. Pour the water out and clean the device with a cloth when it has cooled off. You may use a suitable disinfectant. Please do not use any aggressive substances, e.g. scouring chemicals or thinners when cleaning. These could damage the surface. Store the device in a dry, cool place. Wind-up the electricity lead carefully to avoid it parting.

Disposal

 This product must not be disposed together with the domestic waste. All users are obliged to hand in all electrical or electronic devices, regardless of whether or not they contain toxic substances, at a municipal or commercial collection point so that they can be disposed of in an environmentally acceptable manner. Consult your municipal authority or your dealer for information about disposal.

Technical specifications

Name and model:	medisana Premium Foot Spa FS 888
Power supply:	220-240 V~ 50-60 Hz
Power consumption:	460 W
Dimensions:	approx. 43.9 x 35.4 x 25.3 cm
Weight:	approx. 2.4 kg
Article no.:	48839
EAN Code:	40155 88 48839 9

In accordance with our policy of continual product improvement, we reserve the right for technical and design changes without notice.

Guarantee and repair conditions

Please contact your dealer or the service centre in case of a claim under the warranty. If you have to return the unit, please enclose a copy of your receipt and state what the defect is.

The following warranty terms apply:

1. The warranty period for **medisana** products is three years from date of purchase. In case of a warranty claim, the date of purchase has to be proven by means of the sales receipt or invoice.
2. Defects in material or workmanship will be removed free of charge within the warranty period.
3. Repairs under warranty do not extend the warranty period either for the unit or for the replacement parts.
4. The following is excluded under the warranty:
 - a. All damage which has arisen due to improper treatment, e.g. non-observance of the user instructions.
 - b. All damage which is due to repairs or tampering by the customer or unauthorised third parties.
 - c. Damage which has arisen during transport from the manufacturer to the consumer or during transport to the service centre.
 - d. Accessories which are subject to normal wear and tear.
5. Liability for direct or indirect consequential losses caused by the unit are excluded even if the damage to the unit is accepted as a warranty claim.



medisana GmbH,
Carl-Schurz-Str. 2, 41460 NEUSS, GERMANY