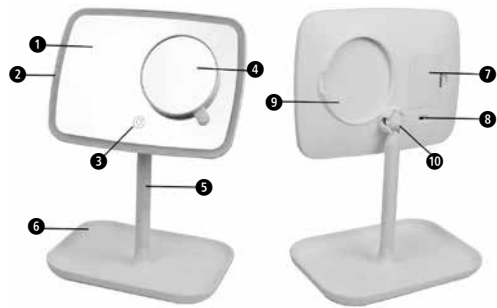


## GB Instruction manual Cosmetic Mirror CM 848



### Device and controls

- 1 Mirror face (regular)
- 2 Frame lighting
- 3 On/off/dimmer button
- 4 Removable mirror surface (10x magnification)
- 5 Stand
- 6 Pedestal with shelf
- 7 Battery compartment (on the bottom)
- 8 Type C USB port
- 9 Magnetic shelf for magnifying mirror
- 10 Swivel joint

### Explanation of symbols



#### IMPORTANT

Non-observance of these instructions can result in serious injury or damage to the device.



#### WARNING

These warning notes must be observed to prevent any injury to the user.



#### CAUTION

These notes must be observed to prevent any damage to the device.



#### NOTE

These notes give you useful additional information on the installation or operation.



#### Lot number



#### Manufacturer

Recycling symbols/codes: These are used to provide information about the material and its proper use and recycling.



### GB Safety instructions



Read the instruction manual carefully before using this device, especially the safety instructions, and keep the instruction manual for future use. Should you give this device to another person, it is vital that you also pass on these instructions for use.



- The device must only be used for its intended purpose as described in the instruction manual.
- Using the device for any other purpose invalidates the warranty.
- Improper use may result in a risk of fire.
- The appliance is not intended for commercial use.
- This appliance can be used by children aged from 8 years and above and persons with reduced physical, sensory or mental capabilities or lack of experience and knowledge if they have been given supervision or instruction concerning use of the appliance in a safe way and understand the hazards involved.
- Children shall not play with the appliance.
- Do not use the appliance if it shows any signs of damage, if it is not in perfect working order, or if it has been dropped or become damp.
- Do not attempt to repair the unit yourself in the event of any defects. Only have repairs carried out by authorised service points.
- Do not cover up the appliance when it is switched on. Never use it under blankets or cushions.
- Use the device only in dry rooms, and in no case when bathing or showering.
- Do not use the appliance near petrol or other easily flammable substances.
- Turn the device off after each use and before cleaning it.
- Cleaning and user maintenance shall not be made by children without supervision.

### BATTERY SAFETY INFORMATION

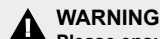
- Do not disassemble batteries!
- Clean the battery and device contacts if necessary before putting in the batteries!
- Remove discharged batteries from the device immediately!
- Increased risk of leakage, avoid contact with skin, eyes and mucous membranes! If battery acid comes in contact with any of these parts, rinse the affected area with copious amounts of fresh water and seek medical attention immediately!
- If a battery has been swallowed seek medical attention immediately!
- Replace all of the batteries simultaneously!
- Only replace with batteries of the same type, never use different types of batteries together or used batteries with new ones!
- Keep the battery compartment well sealed!
- Remove the batteries from the device if it is not going to be used for an extended period!
- Keep batteries out of children's reach!
- Do not attempt to recharge these batteries! Danger of explosion!
- Do not short circuit! Danger of explosion!
- Do not throw into a fire! Danger of explosion!
- Keep unused batteries in their packaging away from metal objects in order to prevent short circuiting!

### Scope of supply

Please check first of all that the device is complete and is not damaged in any way. In case of doubt, do not use the it and contact your dealer or your service centre. The following parts are included:

- 1 medisana 2 in 1 cosmetic mirror **CM 848**
- 3 Batteries 1.5 V, type AA; USB cable
- 1 Instruction manual

If you notice any transport damage during unpacking, please contact your dealer without delay.

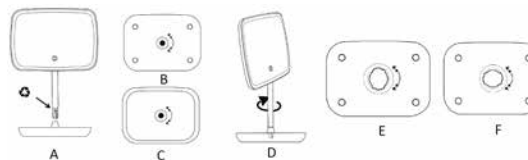


#### WARNING

Please ensure that the polythene packing is kept away from the reach of children! Risk of suffocation!

### Before use | Assembly

1. Make sure that the symbol on the bottom of the stand is facing the user (Figure A)
2. On the underside of the stand is the "lock and unlock" symbol (fig. B). Before assembling, make sure that this symbol is on the right side when the stand is placed on the table. (Fig. C).
3. Attach the stand to the stand and rotate the stand a quarter turn clockwise (image E) until it locks firmly into place (image F).



### Inserting/changing the batteries | operating with USB cable

Before you can use the cosmetic mirror, you must insert the 3 batteries (1.5 V type AA) supplied. Remove the cover from battery compartment 7 and insert the batteries supplied. Pay attention to the polarity. Close the battery compartment again. Alternatively, the lighting can also be connected to a standard 5V USB power source (power bank, laptop, USB power adapter) using the USB cable provided.

### Operation

The CM 848 offers two mirror surfaces 1 | 4, one with a picture in original size and one in 10x magnification. The large mirror surface can be turned in all directions at the swivel joint 10. The glare-free frame illumination 2, consisting of 33 long-life white LEDs, can be switched on or off by briefly pressing the button 3. Hold your finger on button 3 to dim the lighting. The round mirror with 10x magnification is magnetically attached to the back of frame 9. If necessary, it can be placed on the large mirror surface and adheres magnetically (for placement: see illustration/position 4).

### Cleaning and maintenance

- Turn the device off each time before you clean it.
- Do not clean the appliance in the dishwasher.
- Do not immerse the device in water or other fluids.
- Never use aggressive cleaning agents or stiff brushes.
- Only clean the device using a soft, slightly damp cloth. Never use alcohol or aggressive detergents.

- Do not allow any water to get into the unit.
- Do not use the unit again until it is completely dry.

### Disposal



This product must not be disposed of together with domestic waste. All users are obliged to hand in all electrical or electronic devices, regardless of whether or not they contain toxic substances, at a municipal or commercial collection point so that they can be disposed of in an environmentally acceptable manner. Please remove the batteries before disposing of the device/unit. Do not dispose of old batteries with your household waste, but at a battery collection station at a recycling site or in a shop. Consult your municipal authority or your dealer for information about disposal.



### Technical specifications

Name and model:	<b>medisana</b> cosmetic mirror <b>CM 848</b>
Voltage supply:	4.5V, 3 x 1.5V batteries type AA / 5V USB
Mirror faces:	approx. 23.5 x 16.6 cm / approx. 9.5 cm
Dimensions:	approx. 23.5 x 22.5 x 30 cm
Weight:	approx. 600 g
Item number:	48837
EAN number:	40 15588 48837 5

In accordance with our policy of continual product improvement, we reserve the right to make technical and optical changes without notice.

### Warranty and repair terms

Your statutory warranty rights are not restricted by our guarantee below. Please contact your dealer or the service centre in case of a claim under the warranty. If you have to return the unit, please enclose a copy of your receipt and state what the defect is. The following warranty terms apply:

1. The warranty period for **medisana** products is one year from date of purchase. In case of a warranty claim, the date of purchase has to be proven by means of the sales receipt or invoice.
2. Defects in material or workmanship will be removed free of charge within the warranty period.
3. Repairs under warranty do not extend the warranty period either for the unit or for the replacement parts.
4. The following is excluded under the warranty:
  - a. All damage which has arisen due to improper treatment, e.g. non-observance of the user instructions.
  - b. All damage which is due to repairs or tampering by the customer or unauthorised third parties.
  - c. Damage which has arisen during transport from the manufacturer to the consumer or during transport to the service centre.
  - d. Accessories which are subject to normal wear and tear.
5. Liability for direct or indirect consequential losses caused by the unit are excluded even if the damage to the unit is accepted as a warranty claim.



#### medisana GmbH

Carl-Schurz-Str. 2, 41460 NEUSS, GERMANY

The service centre address is shown on the attached leaflet.