

# medisana®

## VigorHub QuickStart Guide



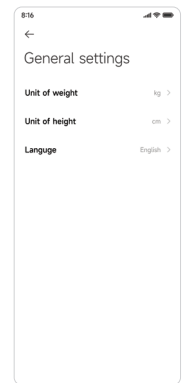
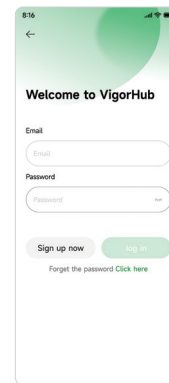
1 Download the **VigorHub** app from the App Store or Google Play.



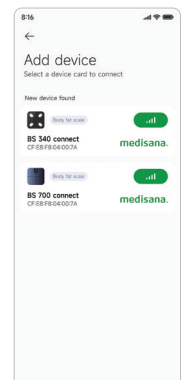
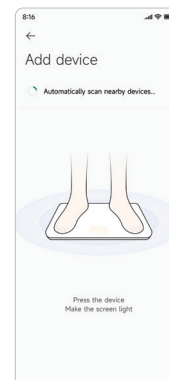
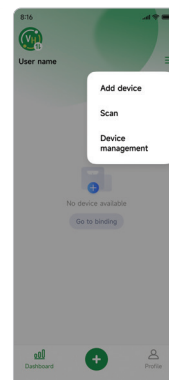
### VigorHub App



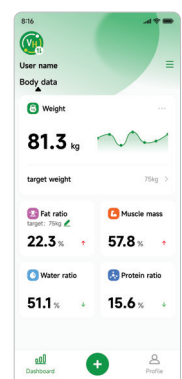

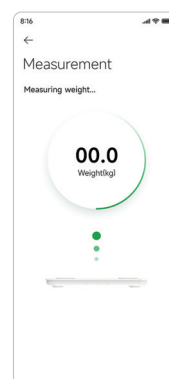
2 Follow the in-app instructions to register and set up your **VigorHub** account.



3 Enable Bluetooth and GPS on your mobile device, and stand on the scale to activate it.



4 Tap the icon on the top right corner or the icon at the bottom, then select "Add device" from the menu. Your device should appear in the list - select it to pair.



5 While standing barefoot on the scale, tap the icon at the bottom to take a measurement. The reading will sync automatically to your **VigorHub** app.